



HY463 - Συστήματα Ανάκτησης Πληροφοριών Information Retrieval (IR) Systems

Ευρετηριασμός, Αποθήκευση και Οργάνωση Αρχείων Κειμένων (Indexing, Storage and File Organization)

II

Γιάννης Τζιτζίκας

Διάλεξη : 7

Ημερομηνία : 18-4-2007



Δομές Ευρετηρίου: Διάρθρωση Διάλεξης

- Εισαγωγή - κίνητρο
- Ανεστραμμένα Αρχεία (Inverted files)
- Δένδρα Καταλήξεων (Suffix trees)
- Αρχεία Υπογραφών (Signature files)
- Σειριακή Αναζήτηση σε Κείμενο (Sequential Text Searching)
- Απάντηση Επερωτήσεων “Ταιριάσματος Προτύπου” (Answering Pattern-Matching Queries)



Signature files (αρχεία υπογραφών)



Αρχεία Υπογραφών (Signature Files)

Κύρια σημεία:

- Δομή ευρετηρίου που βασίζεται στο **hashing**
- Μικρή χωρική επιβάρυνση (**10%-20%** του μεγέθους των κειμένων)
- Αναζήτηση = **σειριακή** αναζήτηση στο αρχείο υπογραφών
- Κατάλληλη για όχι πολύ μεγάλα κείμενα

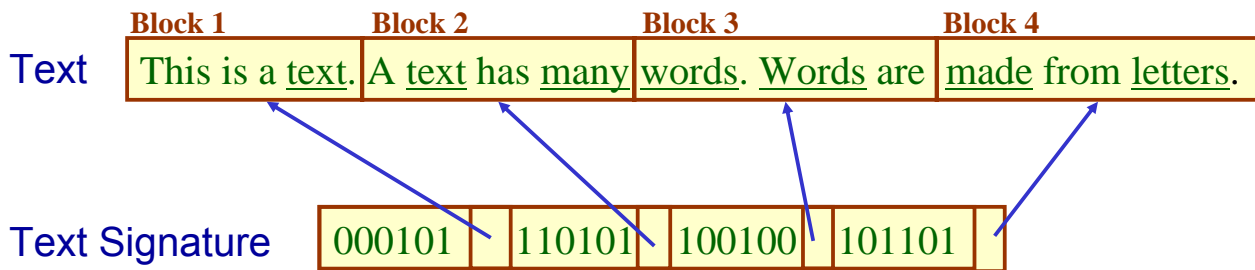
Συγκεκριμένα

- Χρήση **hash function** που αντιστοιχεί λέξεις κειμένου σε bit masks των **B bits**
- **Διαμέριση** του κειμένου σε blocks των **b λέξεων** το καθένα
- Bit mask of a block = **Bitwise OR** of the bits masks of all words in the block
- Bit masks are then concatenated



Αρχεία Υπογραφών: Παράδειγμα

$b=3$ (3 words per block) $B=6$ (bit masks of 6 bits)



Signature Function

$h(\text{text})=$	000101
$h(\text{many})=$	110000
$h(\text{words})=$	100100
$h(\text{made})=$	001100
$h(\text{letters})=$	100001

Γιατί Bitwise-OR?



Αρχεία Υπογραφών: Αναζήτηση

Έστω ότι αναζητούμε μια λέξη w :

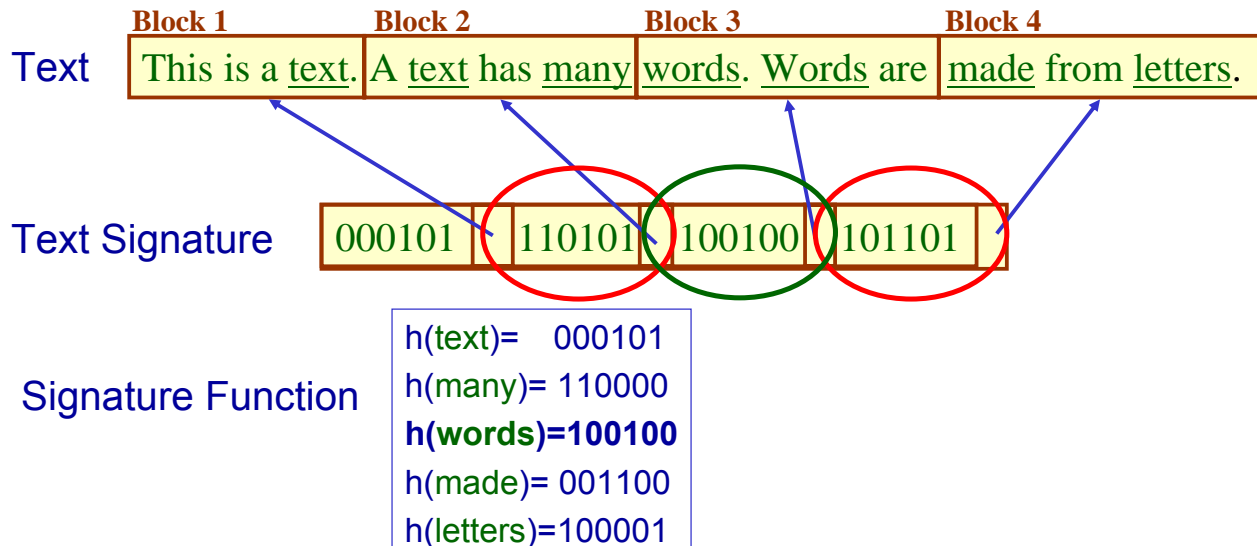
- 1/ $W := h(w)$ (we hash the word to a bit mask W)
- 2/ Compare W with all bit masks B_i of all text blocks
If $(W \ \& \ B_i = W)$, the text block i is **candidate** (may contain the word w)
- 3/ For all candidate text blocks, perform an online traversal to **verify** that the word w is actually there



False drops (false hits)

- False drop: All bits of the W are set in B_i but the word w is not there

$w = \text{«words»}$, $h(\text{«words»}) = 100100$



Διαμόρφωση (Configuration) υπογραφών

- Σχεδιαστικοί στόχοι:
 - Μείωσε την πιθανότητα εμφάνισης **false drops**
 - Κράτησε το μέγεθος του αρχείου υπογραφών **μικρό**
 - δεν έχουμε κανένα false drop αν $b=1$ και $B=\log_2(V)$
- Παράμετροι:
 - B (το μέγεθος των bit mask)
 - L ($L < B$) το πλήθος των bit που είναι 1 (σε κάθε $h(w)$)
- The (space)-(false drop probability) tradeoff:
 - 10% space overhead \Rightarrow 2% false drop probability
 - 20% space overhead \Rightarrow 0.046% false drop probability



Αρχεία Υπογραφών: Άλλες Παρατηρήσεις

- Μέγεθος αρχείου υπογραφών:
 - bit masks of each block plus one pointer for each block
 - (pointing to the corresponding position at the original text)
- Συντήρηση αρχείου υπογραφών:
 - Η προσθήκη/διαγραφή αρχείων αντιμετωπίζεται εύκολα
 - προσθέτονται/διαγράφονται τα αντίστοιχα bit masks



Signature files: Phrase and Proximity Queries

- Good for **phrase searches** and reasonable **proximity queries**
 - this is because **all the words** must be present in a block in order for that block to hold the phrase or the proximity query. Hence the **OR** of all the query masks is searched
- Remark:
 - no other patterns (e.g. range queries) can be searched in this scheme



Phrase/Proximity Queries and **Block Boundaries**

$q = \langle \text{information retrieval} \rangle$

Text blocks

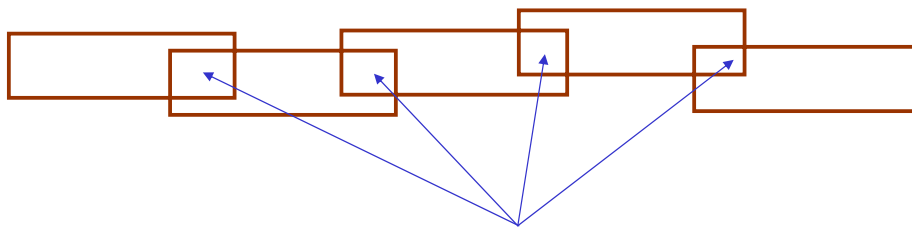


(πρόβλημα! Μπορούμε όμως να το λύσουμε με επικαλυπτόμενα blocks)

Overlapping blocks



For j -proximity queries



Δομές Ευρετηρίου: Διάρθρωση Διάλεξης

- Εισαγωγή - κίνητρο
- Inverted files (ανεστραμμένα αρχεία)
- Suffix trees (δένδρα καταλήξεων)
- Signature files (αρχεία υπογραφών)
- **Sequential Text Searching**
- Answering Pattern-Matching Queries



Σειριακή Αναζήτηση Κειμένου: Το πρόβλημα

find the first occurrence (or all occurrences)
of a string (or pattern) p (of length m) in a string s (of length n)

Commonly, n is much larger than m .

Χρήσεις:

- Για εύρεση των εγγράφων που περιέχουν μια λέξη (αν δεν έχουμε ευρετήριο).
- Στην περίπτωση που έχουμε ανεστραμμένο ευρετήριο με block addressing.
- Στην περίπτωση που έχουμε αρχείο υπογραφών για να βεβαιωθούμε ότι ένα match δεν είναι false drop.



Sequential Text Searching Algorithms

- Brute-Force Algorithm
- Knuth-Morris-Pratt
- Boyer-Moore family



Brute-Force Algorithm

Brute-Force (BF), or sequential text searching:

- **Try all** possible positions in the text. For each position verify whether the pattern matches at that position.
- Since there are $O(n)$ text positions and each one is examined at $O(m)$ worst-case cost, the worst-case of brute-force searching is **$O(nm)$** .



Brute-Force Algorithm

```
Naive-String-Matcher(S,P)
n := length(S)
m := length(P)
for i = 0 to n-m do
    if P[1..m] = S[i+1 .. i+m] then
        return "Pattern occurs at position i"
    fi
od
```

The naive string matcher needs worst case running time $O((n-m+1) m)$

For $n = 2m$ this is $O(n^2)$

Its average case is $O(n)$ (since on random text a mismatch is found after $O(1)$ comparisons on average)

The naive string matcher is not optimal, since string matching can be done in time $O(m + n)$



Knuth-Morris-Pratt & Boyer-Moore



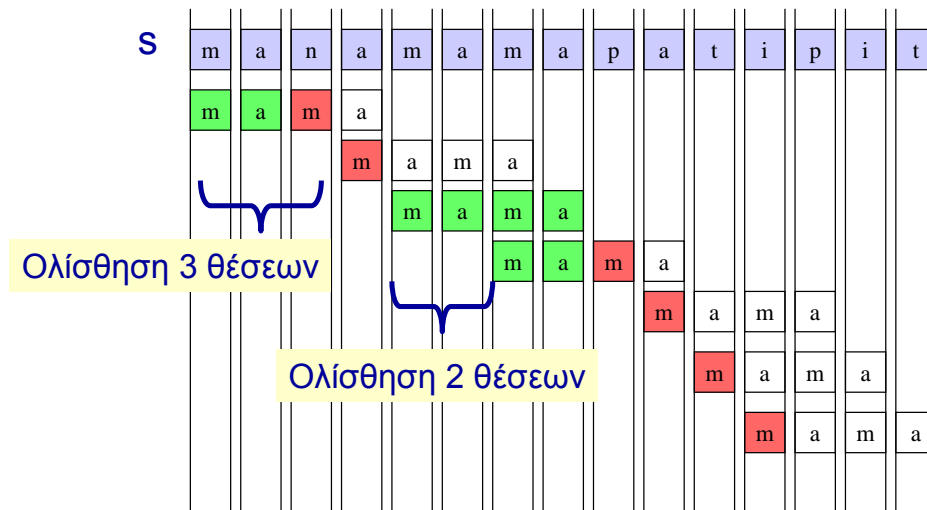
Knuth-Morris-Pratt & Boyer-Moore

- Πιο γρήγοροι αλγόριθμοι που βασίζονται σε **μετακινούμενο (ολισθαίνον) παράθυρο**
- Γενική ιδέα:
 - They employ a ***window*** of length m which is slid over the text.
 - It is *checked* whether the text in the window is equal to the pattern (if it is, the window position is reported as a match).
 - Then, the window is *shifted forward*.
- Οι αλγόριθμοι διαφέρουν στον τρόπο με τον οποίο ελέγχουν και ολισθαίνουν (μετακινούν) το παράθυρο.



Ολίσθηση Παραθύρου: Η γενική ιδέα

$p = \text{"mama"}$



- It does not try all window positions as BF does. Instead, it reuses information from previous checks.



Knuth-Morris-Pratt (KMP) [1970]

- The pattern p is preprocessed to build a table called *next*.
- The *next* table at position j says which is the longest proper prefix of $p[1..j-1]$ which is also a suffix and the characters following prefix and suffix are different.
- Hence $j - \text{next}[j] - 1$ window positions can be safely skipped if the characters up to $j-1$ matched and the j -th did not.



KMP: the next table

$next[j]$ = longest proper prefix of $p[1..j-1]$ which is also a suffix and the characters following prefix and suffix are different

j	1	2	3	4	5	6	7	8	9	10	11
p[j]	a	b	r	a	c	a	d	a	b	r	a
next[j]	0	0	0	0	1	0	1	0	0	0	4



KMP: the next table

$next[j]$ = longest proper prefix of $p[1..j-1]$ which is also a suffix and the characters following prefix and suffix are different

j	1	2	3	4	5	6	7	8	9	10	11
p[j]	a	b	r	a	c	a	d	a	b	r	a
next[j]	0	0	0	0	1	0	1	0	0	0	4



KMP: the next table

$next[j]$ = longest proper prefix of $p[1..j-1]$ which is also a suffix and the characters following prefix and suffix are different

j	1	2	3	4	5	6	7	8	9	10	11
p[j]	a	b	r	a	c	a	d	a	b	r	a
next[j]	0	0	0	0	1	0	1	0	0	0	4



KMP: the next table

$next[j]$ = longest proper prefix of $p[1..j-1]$ which is also a suffix and the characters following prefix and suffix are different

j	1	2	3	4	5	6	7	8	9	10	11
p[j]	a	b	r	a	c	a	d	a	b	r	a
next[j]	0	0	0	0	1	0	1	0	0	0	4



KMP: the next table

$next[j]$ = longest proper prefix of $p[1..j-1]$ which is also a suffix and the characters following prefix and suffix are different

j	1	2	3	4	5	6	7	8	9	10	11
p[j]	a	b	r	a	c	a	d	a	b	r	a
next[j]	0	0	0	0	1	0	1	0	0	0	4



KMP: the next table

$next[j]$ = longest proper prefix of $p[1..j-1]$ which is also a suffix and the characters following prefix and suffix are different

j	1	2	3	4	5	6	7	8	9	10	11
p[j]	a	b	r	a	c	a	d	a	b	r	a
next[j]	0	0	0	0	1	0	1	0	0	0	4



KMP: the next table

$next[j]$ = longest proper prefix of $p[1..j-1]$ which is also a suffix and the characters following prefix and suffix are different

j	1	2	3	4	5	6	7	8	9	10	11
p[j]	a	b	r	a	c	a	d	a	b	r	a
next[j]	0	0	0	0	1	0	1	0	0	0	4



KMP: the next table

$next[j]$ = longest proper prefix of $p[1..j-1]$ which is also a suffix and the characters following prefix and suffix are different

j	1	2	3	4	5	6	7	8	9	10	11
p[j]	a	b	r	a	c	a	d	a	b	r	a
next[j]	0	0	0	0	1	0	1	0	0	0	4



KMP: the next table

$next[j]$ = longest proper prefix of $p[1..j-1]$ which is also a suffix and the characters following prefix and suffix are different

j	1	2	3	4	5	6	7	8	9	10	11
p[j]	a	b	r	a	c	a	d	a	b	r	a
next[j]	0	0	0	0	1	0	1	0	0	0	4



KMP: the next table

$next[j]$ = longest proper prefix of $p[1..j-1]$ which is also a suffix and the characters following prefix and suffix are different

j	1	2	3	4	5	6	7	8	9	10	11
p[j]	a	b	r	a	c	a	d	a	b	r	a
next[j]	0	0	0	0	1	0	1	0	0	0	4



KMP: the next table

$next[j]$ = longest proper prefix of $p[1..j-1]$ which is also a suffix and the characters following prefix and suffix are different

j	1	2	3	4	5	6	7	8	9	10	11
p[j]	a	b	r	a	c	a	d	a	b	r	a
next[j]	0	0	0	0	1	0	1	0	0	0	4



KMP: the next table

$next[j]$ = longest proper prefix of $p[1..j-1]$ which is also a suffix and the characters following prefix and suffix are different

j	1	2	3	4	5	6	7	8	9	10	11
p[j]	a	b	r	a	c	a	d	a	b	r	a
next[j]	0	0	0	0	1	0	1	0	0	0	4



Exploiting the next table

$next[j]$ = longest proper prefix of $p[1..j-1]$ which is also a suffix and the characters following prefix and suffix are different

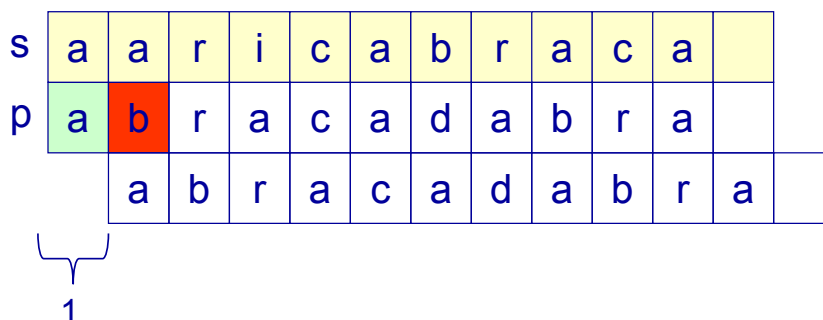
j	1	2	3	4	5	6	7	8	9	10	11
p[j]	a	b	r	a	c	a	d	a	b	r	a
next[j]	0	0	0	0	1	0	1	0	0	0	4
$j-next[j]-1$	0	1	2	3	3	5	5	7	8	9	7

- $j-next[j]-1$ window positions can be safely skipped if the characters up to $j-1$ matched and the j -th did not.



Example: match until 2nd char

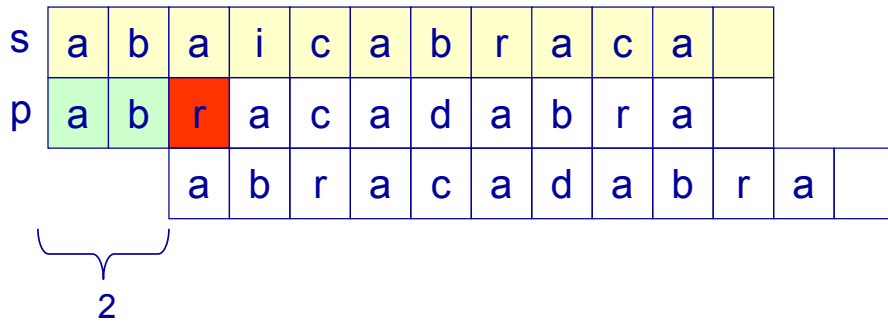
j	1	2	3	4	5	6	7	8	9	10	11
p[j]	a	b	r	a	c	a	d	a	b	r	a
next[j]	0	0	0	0	1	0	1	0	0	0	4
$j-next[j]-1$	0	<u>1</u>	2	3	3	5	5	7	8	9	7





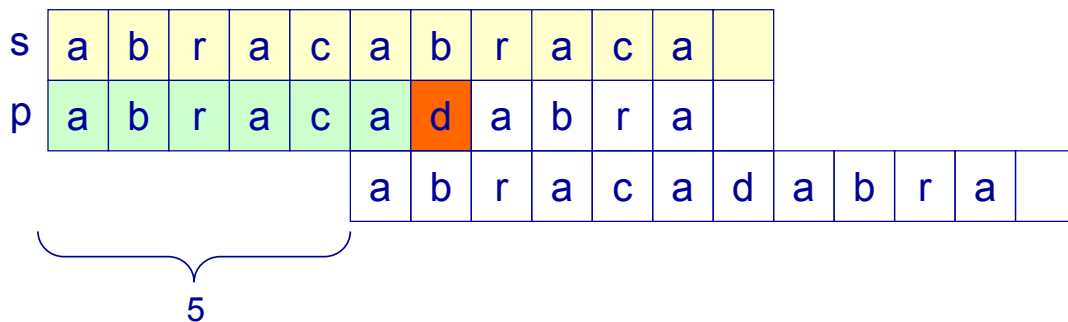
Example: match until 3rd char

j	1	2	3	4	5	6	7	8	9	10	11	
p[j]	a	b	r	a	c	a	d	a	b	r	a	
next[j]	0	0	0	0	1	0	1	0	0	0	0	4
j-next[j]-1	0	1	2	3	3	5	5	7	8	9	10	7



Example: match until 7th char

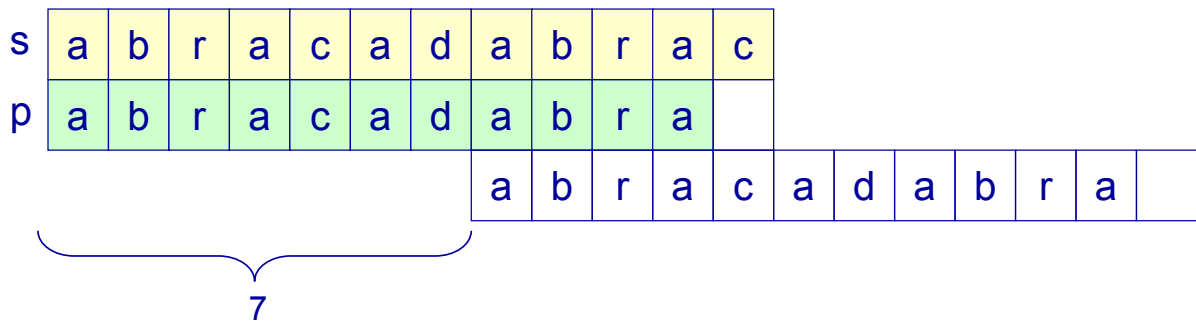
j	1	2	3	4	5	6	7	8	9	10	11	
p[j]	a	b	r	a	c	a	d	a	b	r	a	
next[j]	0	0	0	0	1	0	1	0	0	0	0	4
j-next[j]-1	0	1	2	3	3	5	5	7	8	9	10	7





Example: pattern matched

j	1	2	3	4	5	6	7	8	9	10	11	
p[j]	a	b	r	a	c	a	d	a	b	r	a	
next[j]	0	0	0	0	1	0	1	0	0	0	0	4
j-next[j]-1	0	1	2	3	3	5	5	7	8	9	10	<u>7</u>



KMP: Complexity

- Since at each text comparison the window or the text pointer advance by at least one position, the algorithm performs at most $2n$ comparisons (and at least n).
- We shouldn't however forget the cost for building the *next* table.
- The overall it is $O(m+n)$
- On average is it not much faster than BF



Finite-Automaton-Matcher



Finite-Automaton-Matcher

- For every pattern of length m there exists an automaton with $m+1$ states that solves the pattern matching problem.
- *KMP is actually a Finite-Automaton-Matcher*



Finite Automata (επανάληψη)

A deterministic finite automaton M is a 5-tuple $(Q, q_0, A, \Sigma, \delta)$, where

- Q is a finite set of **states**
- $q_0 \in Q$ is the **start state**
- $A \subseteq Q$ is a distinguished set of **accepting states**
- Σ , is a finite **input alphabet**,
- $\delta: Q \times \Sigma \rightarrow Q$ is called the **transition function** of M

Let $\varphi: \Sigma^* \rightarrow Q$ be the final-state function defined as:

For the empty string ϵ we have: $\varphi(\epsilon) := q_0$

For all $a \in \Sigma, w \in \Sigma^*$ define $\varphi(wa) := \delta(\varphi(w), a)$

M accepts w if and only if: $\varphi(w) \in A$



Example (I)

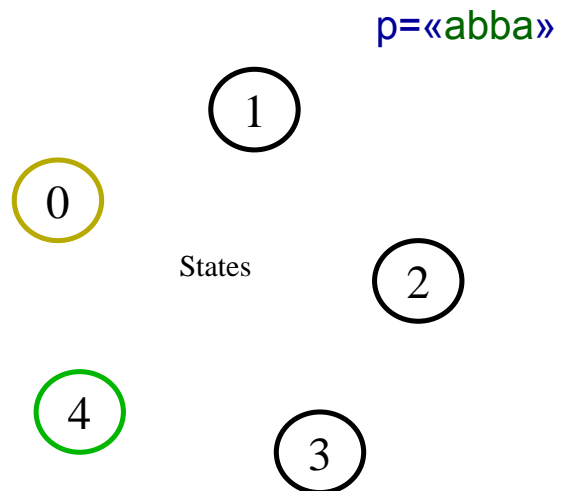
Q is a finite set of states

$q_0 \in Q$ is the **start state**

Q is a set of **accepting states**

Σ : input alphabet

$\delta: Q \times \Sigma \rightarrow Q$: transition function



input:

a	b	a	b	b	a	b	b	a	a
---	---	---	---	---	---	---	---	---	---



Example (II)

Q is a finite set of states

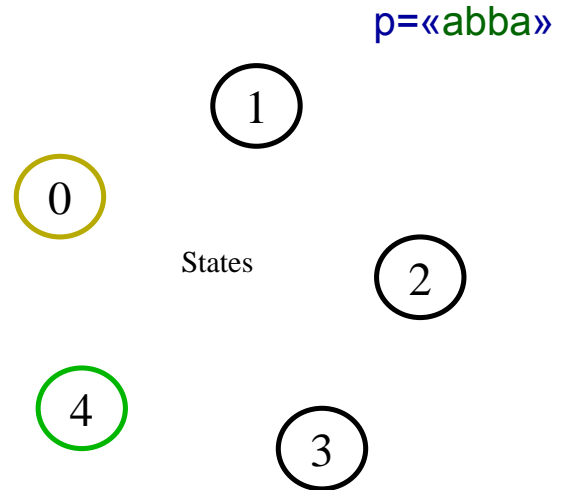
$q_0 \in Q$ is the **start state**

Q is a set of **accepting states**

Σ : input alphabet

$\delta: Q \times \Sigma \rightarrow Q$: transition function

input \ state	0	1	2	3	4
a	1	1	1	4	1
b	0	2	3	0	2



Example (III)

Q is a finite set of states

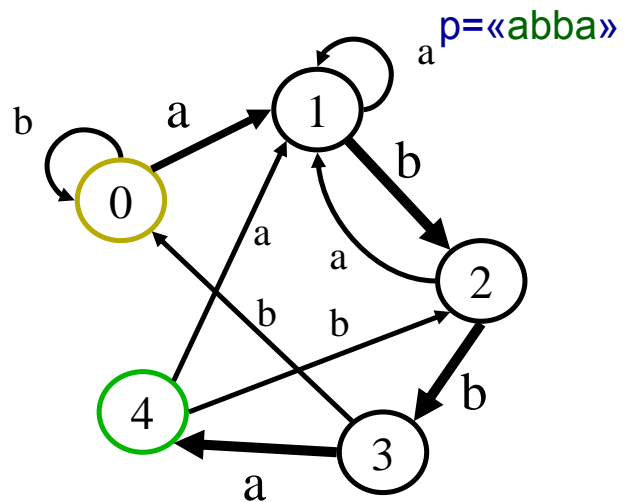
$q_0 \in Q$ is the **start state**

Q is a set of **accepting states**

Σ : input alphabet

$\delta: Q \times \Sigma \rightarrow Q$: transition function

input \ state	0	1	2	3	4
a	1	1	1	4	1
b	0	2	3	0	2





Example (IV)

Q is a finite set of states

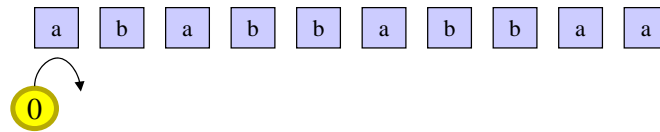
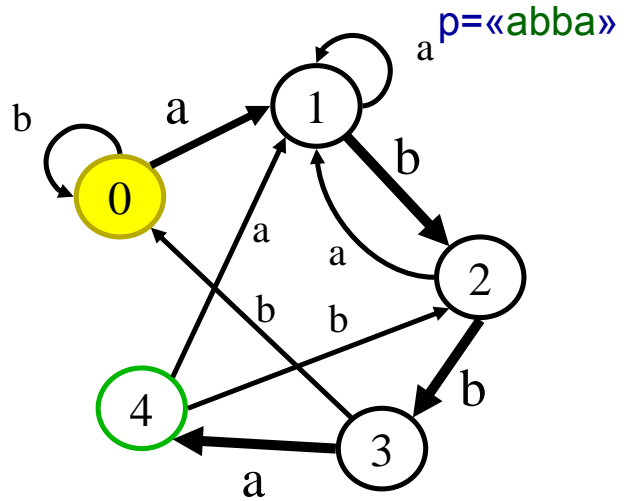
$q_0 \in Q$ is the start state

Q is a set of accepting states

Σ : input alphabet

$\delta: Q \times \Sigma \rightarrow Q$: transition function

input \	a	b
state 0	1	0
1	1	2
2	1	3
3	4	0
4	1	2



Example (V)

Q is a finite set of states

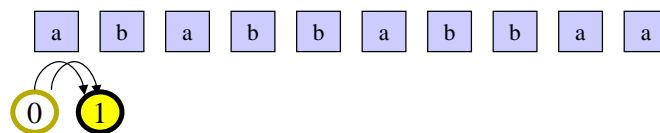
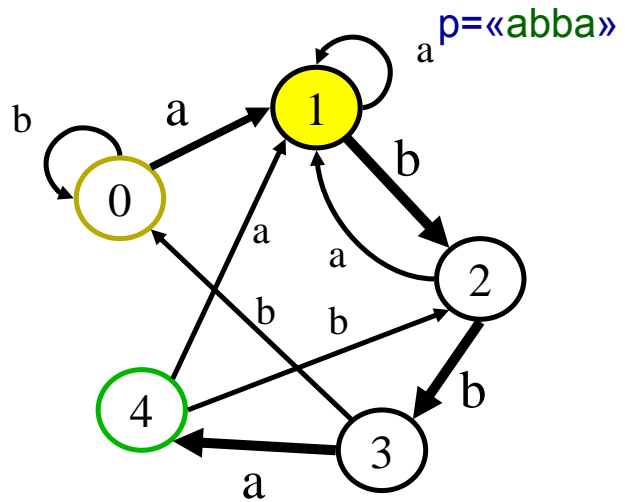
$q_0 \in Q$ is the start state

Q is a set of accepting states

Σ : input alphabet

$\delta: Q \times \Sigma \rightarrow Q$: transition function

input \	a	b
state 0	1	0
1	1	2
2	1	3
3	4	0
4	1	2





Example (VI)

Q is a finite set of states

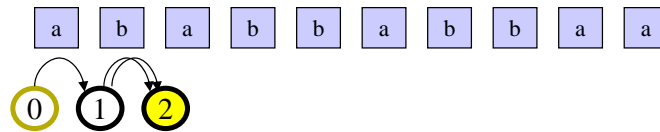
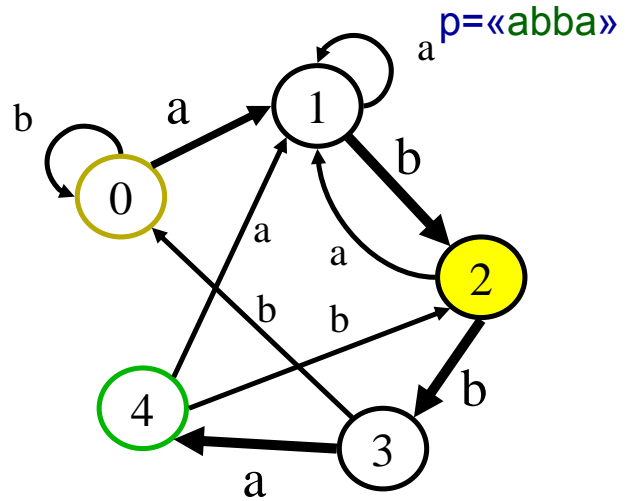
$q_0 \in Q$ is the start state

Q is a set of accepting states

Σ : input alphabet

$\delta: Q \times \Sigma \rightarrow Q$: transition function

input \ state	a	b
0	1	0
1	1	2
2	1	3
3	4	0
4	1	2



Example (VII)

Q is a finite set of states

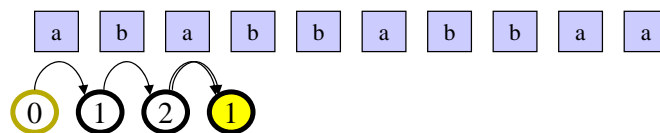
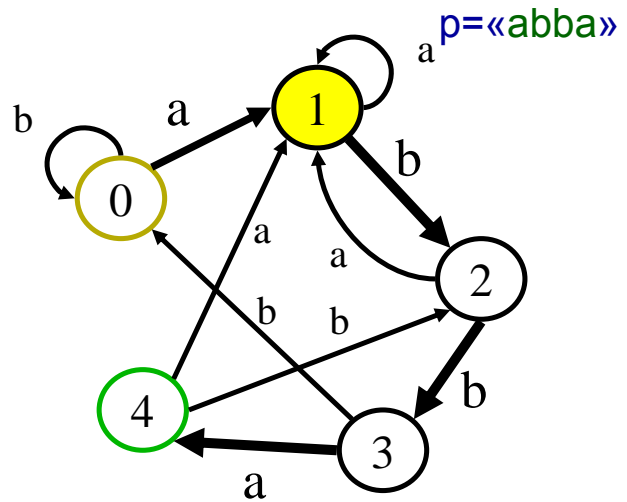
$q_0 \in Q$ is the start state

Q is a set of accepting states

Σ : input alphabet

$\delta: Q \times \Sigma \rightarrow Q$: transition function

input \ state	a	b
0	1	0
1	1	2
2	1	3
3	4	0
4	1	2





Example (VIII)

Q is a finite set of states

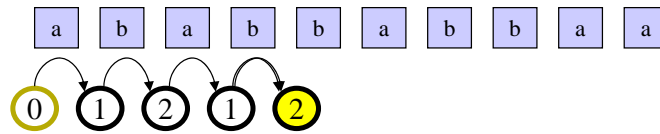
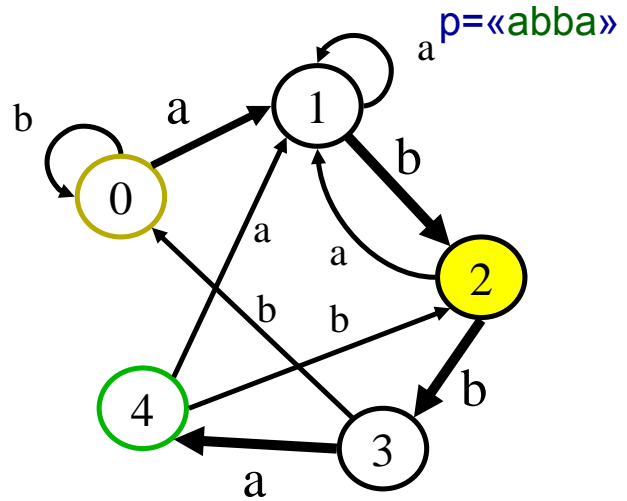
$q_0 \in Q$ is the start state

Q is a set of accepting states

Σ : input alphabet

$\delta: Q \times \Sigma \rightarrow Q$: transition function

input \ state	a	b
0	1	0
1	1	2
2	1	3
3	4	0
4	1	2



Example (IX)

Q is a finite set of states

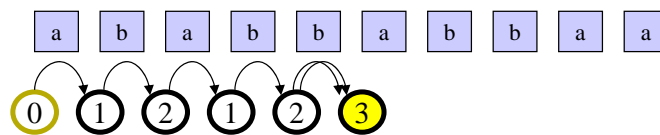
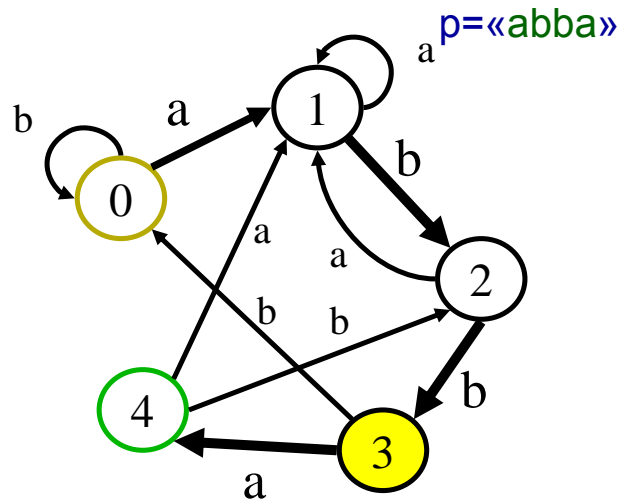
$q_0 \in Q$ is the start state

Q is a set of accepting states

Σ : input alphabet

$\delta: Q \times \Sigma \rightarrow Q$: transition function

input \ state	a	b
0	1	0
1	1	2
2	1	3
3	4	0
4	1	2





Example (X)

Q is a finite set of states

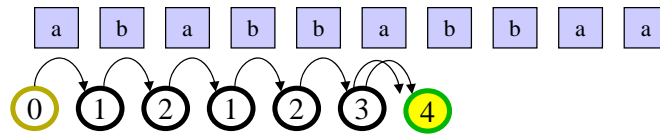
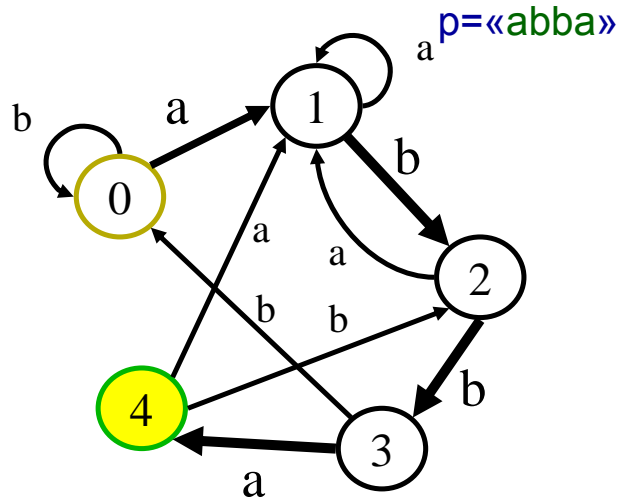
$q_0 \in Q$ is the start state

Q is a set of accepting states

Σ : input alphabet

$\delta: Q \times \Sigma \rightarrow Q$: transition function

input \ state	a	b
0	1	0
1	1	2
2	1	3
3	4	0
4	1	2



Example (XI)

Q is a finite set of states

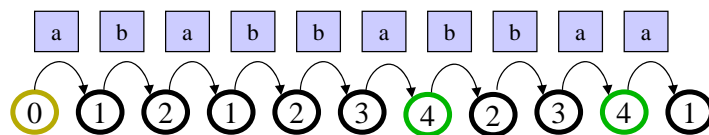
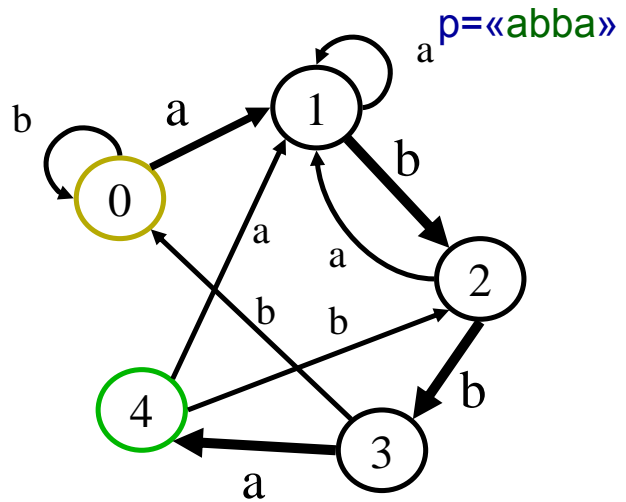
$q_0 \in Q$ is the start state

Q is a set of accepting states

Σ : input alphabet

$\delta: Q \times \Sigma \rightarrow Q$: transition function

input \ state	a	b
0	1	0
1	1	2
2	1	3
3	4	0
4	1	2





Finite-Automaton-Matcher

For every pattern P of length m there exists an automaton with m+1 states that solves the pattern matching problem with the following algorithm:

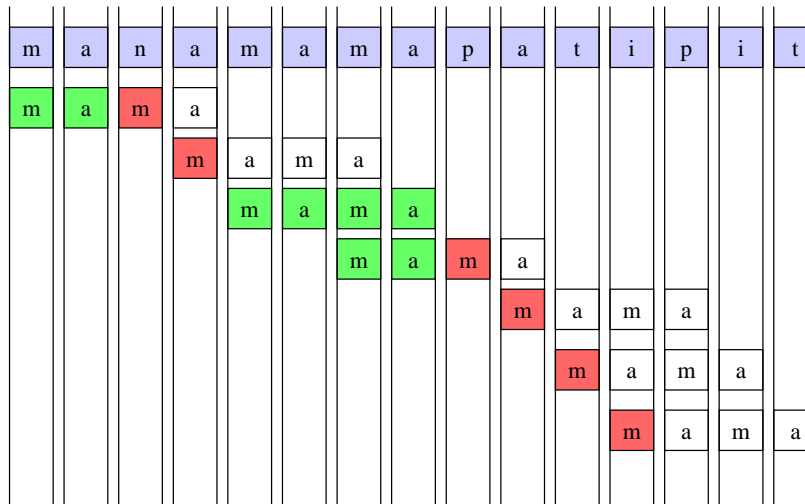
```

Finite-Automaton-Matcher(T,δ,P)
n := length(T)
q := 0 // initial state
for i =1 to n do
    q := δ(q,T[i]) // transition to the next state
    if q = m then // if we reached the state m
        return "Pattern occurs at position " i-m
    fi
od

```



Computing the Transition Function: It is actually the idea of KMP





How to Compute the Transition Function?

- Let P_k denote the first k letter string of P (i.e. the prefix of P with length k)

Compute-Transition-Function(P, Σ)

```
m := length(P)
for q = 0 to m do
  for each character a  $\in \Sigma$  do
    k := 1+min(m,q+1)
    repeat
      k := k-1
    until  $P_k$  is a suffix of  $P_q a$ 
     $\delta(q,a) := k$ 
  od
od
```



Boyer-Moore (BM)

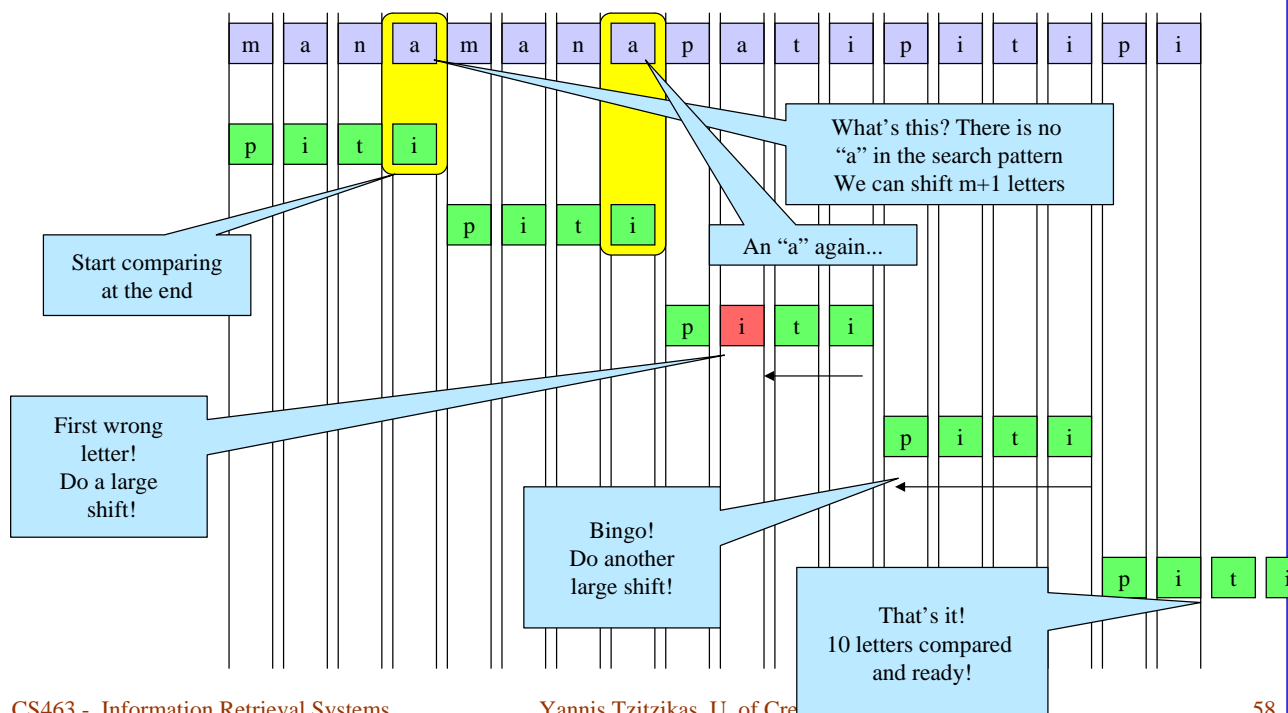


Boyer-Moore (BM) [1975]

- Motivation
 - KMP yields genuine benefits only if a mismatch as preceded by a partial match of some length
 - only in this case is the pattern slides more than 1 position
 - Unfortunately, this is the exception rather than the rule
 - matches occur much more seldom than mismatches
- The idea
 - start comparing characters at the **end of the pattern** rather than at the beginning
 - like in KMP, a pattern is pre-processed



Boyer-Moore: The idea by an example





Sequential Text Searching Synopsis

find the first occurrence (or all occurrences)
of a string (or pattern) p (of length m) in a string s (of length n)

- Brute Force Algorithm
 - $O(n^2)$ running time (worst case)
- KMP ~ Finite Automaton Matcher
 - Let a (finite) automaton do the job
 - Cost: cost to construct the automaton plus the cost to “consume” the string s
 - $O(m+n)$ running time (worst case)
 - m : for constructing the next table
 - n : for searching the text
- BM Algorithm
 - Bad letters allow us to jump through the text
 - Faster in practice
 - $O(nm)$ running time (worst case)
 - $O(n \log(m)/m)$ average time



Other string searching algorithms

- Rabin-Karp
- Shift-Or (it is sketched in Book)
- ...
- *and many others ..*
- ..



Δομές Ευρετηρίου: Διάρθρωση Διάλεξης

- Εισαγωγή - κίνητρο
- Inverted files (ανεστραμμένα αρχεία)
- Suffix trees (δένδρα καταλήξεων)
- Signature files (αρχεία υπογραφών)
- Sequential Text Searching
- **Answering Pattern-Matching Queries**



Answering Pattern Matching Queries

- Searching Allowing Errors (Levenshtein distance)
- Searching using Regular Expressions



Searching Allowing Errors

- **Δεδομένα:**
 - Ένα κείμενο (string) T , μήκους n
 - Ένα pattern P μήκους m
 - K επιτρεπόμενα σφάλματα
- **Ζητούμενο:**
 - Βρες όλες τις θέσεις του κειμένου όπου το pattern P εμφανίζεται με το πολύ k σφάλματα

Remember: Edit (Levenstein) Distance:

Minimum number of character *deletions*, *additions*, or *replacements* needed to make two strings equivalent.

“misspell” to “mispell” is distance 1

“misspell” to “mistell” is distance 2

“misspell” to “misspelling” is distance 3



Searching Allowing Errors

- **Naïve algorithm**
 - Produce all possible strings that could match P (assuming k errors) and search each one of them on T



Searching Allowing Errors: Solution using **Dynamic Programming**

- Dynamic Programming is the class of algorithms, which includes the most commonly used algorithms in speech and language processing.
- Among them the **minimum edit distance algorithm for spelling error correction**.
- Intuition:
 - *a large problem can be solved by properly combining the solutions to various subproblems.*



Searching Allowing Errors: Solution using **Dynamic Programming (II)**

Problem Statement: $T[n]$ text string, $P[m]$ pattern, k errors

Example: $T = \text{"surgery"}$, $P = \text{"survey"}$, $k=2$

We will use a $m \times n$ matrix C

one row for each char of P , one column for each char of T

		T							
		s	u	r	g	e	r	y	
P	s								
	u								
	r								
	v								
	e								
	y								



Searching Allowing Errors: Solution using **Dynamic Programming (III)**

T = “surgery”, P = “survey”, k=2

οι γραμμές του C εκφράζουν πόσα γράμματα του pattern έχουμε ήδη καταναλώσει
(στην 0 γραμμή τίποτα, στην m γραμμή ολόκληρο το pattern)

$C[0,j] := 0$ for every column j

(no letter of P has been consumed)

$C[i,0] := i$ for every row i

(i chars of P have been consumed, pointer of T at 0. So i errors (insertions) so far)

		T							
		s	u	r	g	e	r	y	
P	0	0	0	0	0	0	0	0	
	s	1							
	u	2							
	r	3							
	v	4							
	e	5							
	y	6							



Searching Allowing Errors: Solution using **Dynamic Programming (IV)**

$C[i,j] := C[i-1,j-1]$, **if** $P[i]=T[j]$

// έγινε match άρα τα “λάθη” ήταν όσα και πριν

Else $C[i,j] := 1 + \min$ of:

- $C[i-1,j]$
 - // i-1 chars consumed P, j chars consumed of T
 - // ~delete a char from T
- $C[i,j-1]$
 - // i chars consumed P, j-1 chars consumed of T
 - // ~ delete a char from P
- $C[i-1,j-1]$
 - // i-1 chars consumed P, j-1 chars consumed of T
 - // ~ character replacement



Searching Allowing Errors: Solution using **Dynamic Programming: Example**

- T = “surgery”, P = “survey”, k=2

T

		s	u	r	g	e	r	y
	0	0	0	0	0	0	0	0
s	1	0	1	1	1	1	1	1
u	2	1	0	1	2	2	2	2
r	3	2	1	0	1	2	2	3
v	4	3	2	1	1	2	3	3
e	5	4	3	2	2	1	2	3
y	6	5	4	3	3	2	2	2

P



Solution using **Dynamic Programming: Example**

- T = “surgery”, P = “survey”, k=2

T

		s	u	r	g	e	r	y
	0	0	0	0	0	0	0	0
s	1	0	1	1	1	1	1	1
u	2	1	0	1	2	2	2	2
r	3	2	1	0	1	2	2	3
v	4	3	2	1	1	2	3	3
e	5	4	3	2	2	1	2	3
y	6	5	4	3	3	2	2	2

P



Solution using Dynamic Programming: Example

- T = "surgery", P = "survey", k=2

T

		s	u	r	g	e	r	y
	0	0	0	0	0	0	0	0
s	1	0	1	1	1	1	1	1
u	2	1	0	1	2	2	2	2
r	3	2	1	0	1	2	2	3
v	4	3	2	1	1	2	3	3
e	5	4	3	2	2	1	2	3
y	6	5	4	3	3	2	2	2

P



Solution using Dynamic Programming: Example

- T = "surgery", P = "survey", k=2

T

		s	u	r	g	e	r	y
	0	0	0	0	0	0	0	0
s	1	0	1	1	1	1	1	1
u	2	1	0	1	2	2	2	2
r	3	2	1	0	1	2	2	3
v	4	3	2	1	1	2	3	3
e	5	4	3	2	2	1	2	3
y	6	5	4	3	3	2	2	2

P



Solution using Dynamic Programming: Example

- T = "surgery", P = "survey", k=2

T

		s	u	r	g	e	r	y
	0	0	0	0	0	0	0	0
s	1	0	1	1	1	1	1	1
u	2	1	0	1	2	2	2	2
r	3	2	1	0	1	2	2	3
v	4	3	2	1	1	2	3	3
e	5	4	3	2	2	1	2	3
y	6	5	4	3	3	2	2	2

P

$$1 + \boxed{}$$



Solution using Dynamic Programming: Example

- T = "surgery", P = "survey", k=2

T

		s	u	r	g	e	r	y
	0	0	0	0	0	0	0	0
s	1	0	1	1	1	1	1	1
u	2	1	0	1	2	2	2	2
r	3	2	1	0	1	2	2	3
v	4	3	2	1	1	2	3	3
e	5	4	3	2	2	1	2	3
y	6	5	4	3	3	2	2	2

P

$$1 + \boxed{}$$



Solution using Dynamic Programming: Example

- T = "surgery", P = "survey", k=2

T

		s	u	r	g	e	r	y
	0	0	0	0	0	0	0	0
P	s	1	0	1	1	1	1	1
	u	2	1	0	1	2	2	2
	r	3	2	1	0	1	2	3
	v	4	3	2	1	1	2	3
	e	5	4	3	2	2	1	2
	y	6	5	4	3	3	2	2

1 +



Solution using Dynamic Programming: Example

- T = "surgery", P = "survey", k=2

T

		s	u	r	g	e	r	y
	0	0	0	0	0	0	0	0
P	s	1	0	1	1	1	1	1
	u	2	1	0	1	2	2	2
	r	3	2	1	0	1	2	3
	v	4	3	2	1	1	2	3
	e	5	4	3	2	2	1	2
	y	6	5	4	3	3	2	2



Solution using Dynamic Programming: Example

- T = “surgery”, P = “survey”, k=2

T

		s	u	r	g	e	r	y
	0	0	0	0	0	0	0	0
s	1	0	1	1	1	1	1	1
u	2	1	0	1	2	2	2	2
r	3	2	1	0	1	2	2	3
v	4	3	2	1	1	2	3	3
e	5	4	3	2	2	1	2	3
y	6	5	4	3	3	2	2	2

P

Bold entries indicate matching positions.

- Cost: $O(mn)$ time where m and n are the lengths of the two strings being compared.
- Παρατήρηση: η πολυπλοκότητα είναι ανεξάρτητη του k



Solution using Dynamic Programming: Example

- T = “surgery”, P = “survey”, k=2

T

		s	u	r	g	e	r	y
	0	0	0	0	0	0	0	0
s	1	0	1	1	1	1	1	1
u	2	1	0	1	2	2	2	2
r	3	2	1	0	1	2	2	3
v	4	3	2	1	1	2	3	3
e	5	4	3	2	2	1	2	3
y	6	5	4	3	3	2	2	2

P

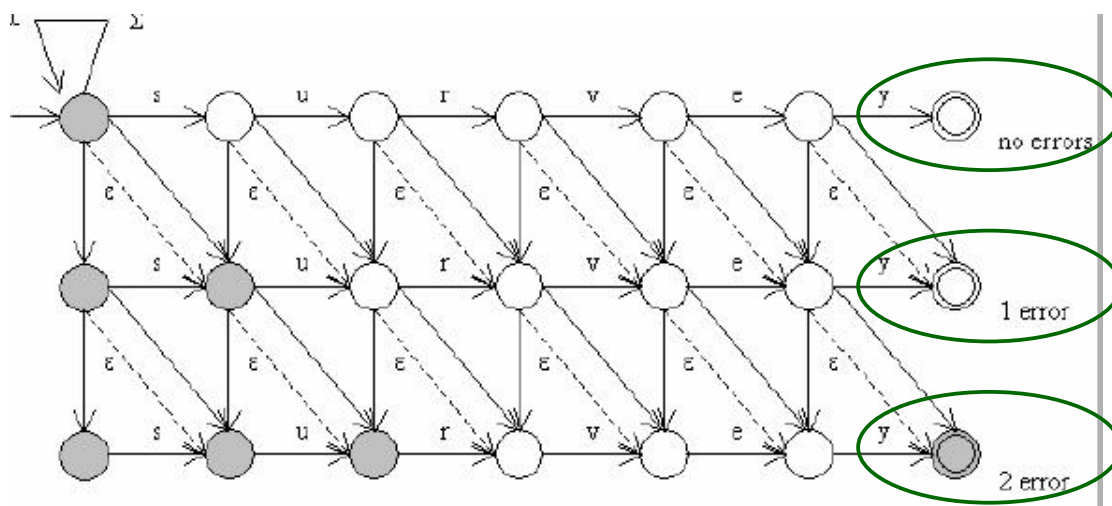
- Cost: $O(mn)$ time where m and n are the lengths of the two strings being compared.
- **$O(m)$ space** as we need to keep only the previous column stored



Searching Allowing Errors Solution with a Nondeterministic Automaton



Searching Allowing Errors: Solution with a Nondeterministic Automaton

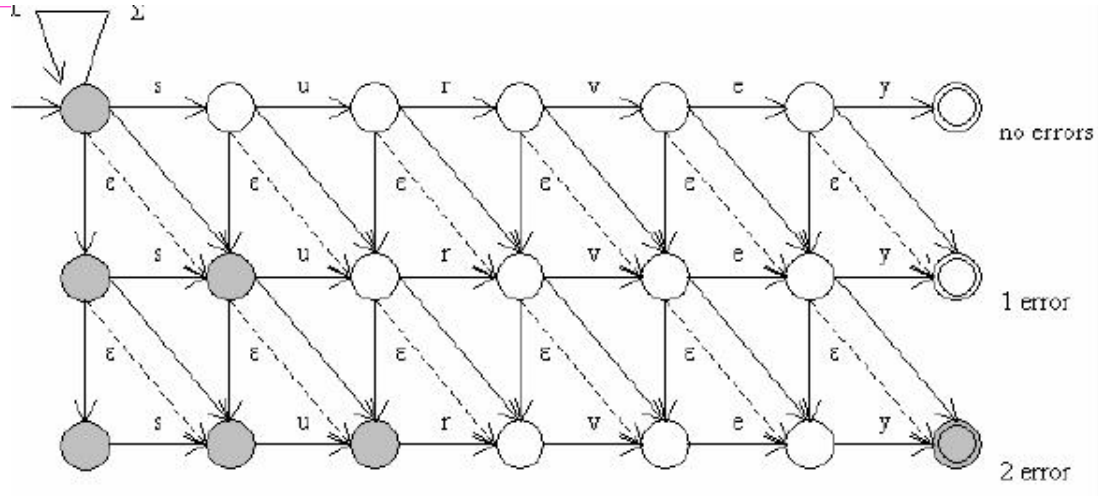


- At each iteration, a new text character is read and automaton changes its state.

- Every row denotes the number of errors seen
 - (0 for the first row, 1 for the second, and so on)
- Every column represents matching to pattern up to a given position.



Searching Allowing Errors: Solution with a Nondeterministic Automaton



- **Horizontal** arrows represents matching a document.
- **Vertical** arrows represent insertions into pattern
- **Solid diagonal** arrows represent replacements (they are unlabelled: this means that they match any character)
- **Dashed diagonal** arrows represent deletion in the pattern (ϵ : empty).



Searching Allowing Errors: Solution with a Nondeterministic Automaton

- Search time is $O(n)$
 - άρα η μέθοδος αυτή είναι πιο αποδοτική από την τεχνική με δυναμικό προγραμματισμό (που ήταν $O(mn)$)
- However, if we convert N DFA into a DFA then it will be huge in size
 - An alternative solution is **BIT-Parallelism**



Searching using Regular Expressions



Searching using Regular Expressions

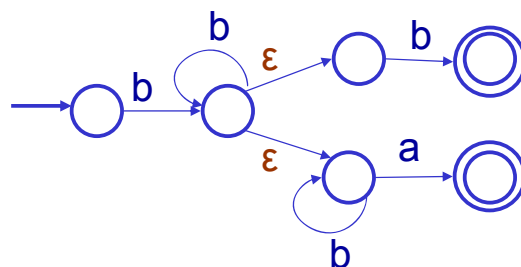
Classical Approach

- (a) Build a ND Automaton
- (b) Convert this automaton to deterministic form

(a) Build a ND Automaton

Size $O(m)$ where m the size of the regular expression

Π.χ. regex = $b b^* (b \mid b^* a)$



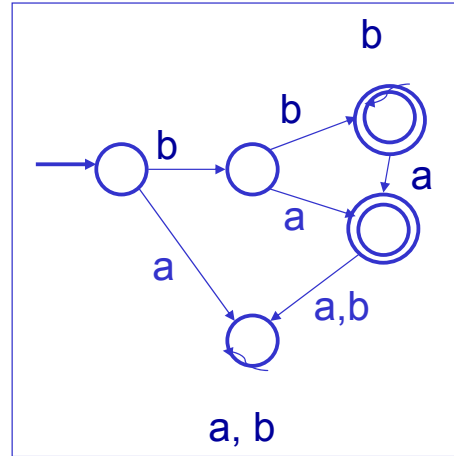
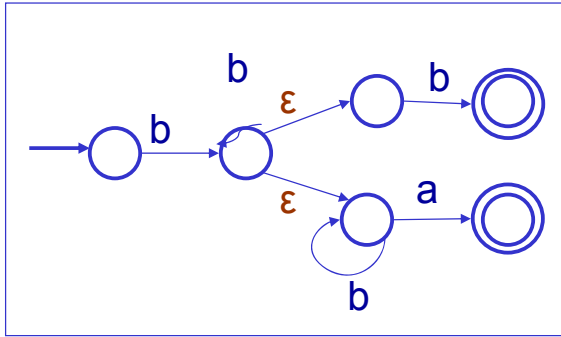


Searching using Regular Expressions (II)

(b) Convert this automaton to deterministic form

- It can search any regular expression in $O(n)$ time where n the size of text
- However, its size and construction time can be exponential in m , i.e. $O(m 2^m)$.

$$b b^* (b \mid b^* a) = (b b^* b \mid b b^* b^* a) = (b b b^* \mid b b^* a)$$



Bit-Parallelism to avoid constructing the deterministic automaton (NFA Simulation)

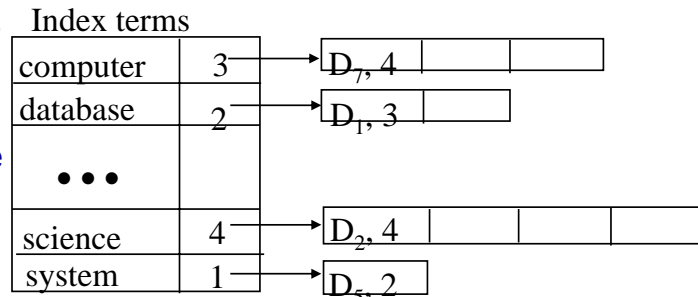


Pattern Marching Queries and Index Structures



Pattern Matching Using Inverted Files

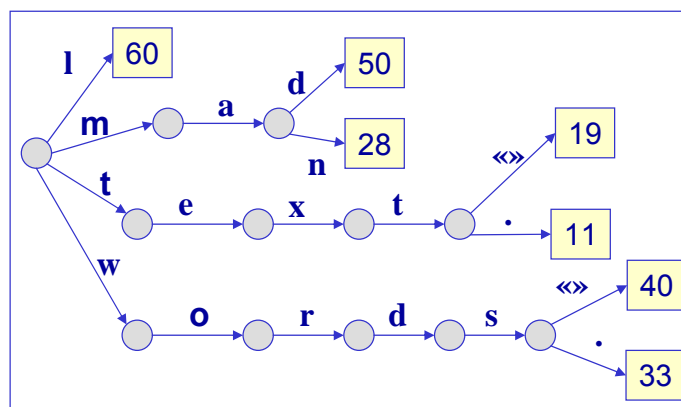
- Προηγουμένως είδαμε πως μπορούμε να αποτιμήσουμε ερωτήσεις με κριτήρια τύπου Edit Distance, RegExpr, ανατρέχοντας στα κείμενα.
- Τι κάνουμε αν έχουμε ήδη ένα Inverted File ?
 - Ψάχνουμε το Λεξιλόγιο αντί των κειμένων (αρκετά μικρότερο σε μέγεθος)
 - Βρίσκουμε τις λέξεις που ταιριάζουν
 - Συγχωνεύουμε τις λίστες εμφανίσεων (occurrence lists) των λέξεων που ταιρίαξαν.
- If **block addressing** is used, the search must be completed with a sequential search over the blocks.
- Technique of inverted files is not able to efficiently find approximate matches or regular expressions that span many words.



Pattern Matching Using Suffix Trees

- Τι κάνουμε αν έχουμε ήδη ένα Suffix Tree?
- Μπορούμε να αποτιμήσουμε τις ερωτήσεις εκεί, αντί στα κείμενα;

Suffix Trie

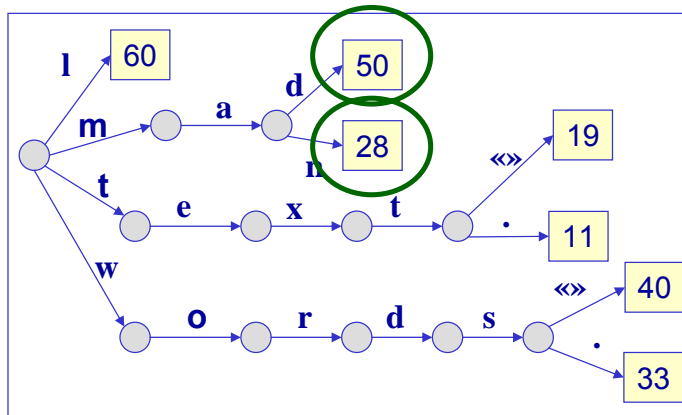




Pattern Matching Using Suffix Trees (IV)

- **Regular expressions** can be searched in the suffix tree. The algorithm simply simulates sequential searching of the regular expression

$q=ma^*$



Δομές Ευρετηρίου: Διάρθρωση Διάλεξης

- Εισαγωγή - κίνητρο
- Inverted files (ανεστραμμένα αρχεία)
- Suffix trees (δένδρα καταλήξεων)
- Signature files (αρχεία υπογραφών)
- Sequential Text Searching
- Answering Pattern-Matching Queries
 - directly on documents
 - Searching Allowing Errors
 - Searching using Regular Expressions
 - on indices (inverted files and suffix trees)



References

- Some slides were based on the slides of
 - Christian Schindelhauer (University of Paderborn)
- A recent software package that implements several string matching algorithm
 - <http://flamingo.ics.uci.edu/releases/1.0/>